



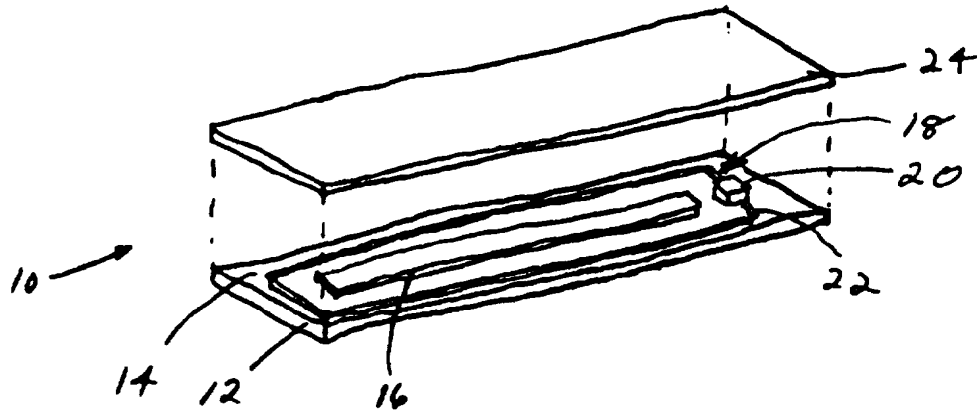
INTERNATIONAL APPLICATION PUBLISHED UNDER THE PATENT COOPERATION TREATY (PCT)

<p>(51) International Patent Classification ⁶ : G08B 13/181</p>	<p>A1</p>	<p>(11) International Publication Number: WO 98/13804 (43) International Publication Date: 2 April 1998 (02.04.98)</p>
<p>(21) International Application Number: PCT/US97/17571 (22) International Filing Date: 26 September 1997 (26.09.97) (30) Priority Data: 08/721,121 26 September 1996 (26.09.96) US (71) Applicant: SENSORMATIC ELECTRONICS CORPORATION [US/US]; 951 Yamato Road, Boca Raton, FL 33431-0700 (US). (72) Inventors: ALICOT, Jorge, F.; 15849 Ashby Field Road, Davie, FL 33331 (US). FREDERICK, Richard, B.; 2531 N.E. 45th Street, Lighthouse Point, FL 33064 (US). PATTERSON, Hubert, A.; 3663 24th Way N.W., Boca Raton, FL 33431 (US). (74) Agent: KASHIMBA, Paul, T.; 951 Yamato Road, Boca Raton, FL 33431-0700 (US).</p>	<p>(81) Designated States: AL, AM, AT, AU, AZ, BA, BB, BG, BR, BY, CA, CH, CN, CU, CZ, DE, DK, EE, ES, FI, GB, GE, GH, HU, IL, IS, JP, KE, KG, KP, KR, KZ, LC, LK, LR, LS, LT, LU, LV, MD, MG, MK, MN, MW, MX, NO, NZ, PL, PT, RO, RU, SD, SE, SG, SI, SK, SL, TJ, TM, TR, TT, UA, UG, UZ, VN, YU, ZW, ARIPO patent (GH, KE, LS, MW, SD, SZ, UG, ZW), Eurasian patent (AM, AZ, BY, KG, KZ, MD, RU, TJ, TM), European patent (AT, BE, CH, DE, DK, ES, FI, FR, GB, GR, IE, IT, LU, MC, NL, PT, SE), OAPI patent (BF, BJ, CF, CG, CI, CM, GA, GN, ML, MR, NE, SN, TD, TG).</p> <p>Published <i>With international search report.</i></p>	

(54) Title: A DATA COMMUNICATION AND ELECTRONIC ARTICLE SURVEILLANCE TAG

(57) Abstract

A data communication and electronic article surveillance tag (10) comprising a transponder (18) and an electronic article surveillance tag (16).



FOR THE PURPOSES OF INFORMATION ONLY

Codes used to identify States party to the PCT on the front pages of pamphlets publishing international applications under the PCT.

AL	Albania	ES	Spain	LS	Lesotho	SI	Slovenia
AM	Armenia	FI	Finland	LT	Lithuania	SK	Slovakia
AT	Austria	FR	France	LU	Luxembourg	SN	Senegal
AU	Australia	GA	Gabon	LV	Latvia	SZ	Swaziland
AZ	Azerbaijan	GB	United Kingdom	MC	Monaco	TD	Chad
BA	Bosnia and Herzegovina	GE	Georgia	MD	Republic of Moldova	TG	Togo
BB	Barbados	GH	Ghana	MG	Madagascar	TJ	Tajikistan
BE	Belgium	GN	Guinea	MK	The former Yugoslav Republic of Macedonia	TM	Turkmenistan
BF	Burkina Faso	GR	Greece	ML	Mali	TR	Turkey
BG	Bulgaria	HU	Hungary	MN	Mongolia	TT	Trinidad and Tobago
BJ	Benin	IE	Ireland	MR	Mauritania	UA	Ukraine
BR	Brazil	IL	Israel	MW	Malawi	UG	Uganda
BY	Belarus	IS	Iceland	MX	Mexico	US	United States of America
CA	Canada	IT	Italy	NE	Niger	UZ	Uzbekistan
CF	Central African Republic	JP	Japan	NL	Netherlands	VN	Viet Nam
CG	Congo	KE	Kenya	NO	Norway	YU	Yugoslavia
CH	Switzerland	KG	Kyrgyzstan	NZ	New Zealand	ZW	Zimbabwe
CI	Côte d'Ivoire	KP	Democratic People's Republic of Korea	PL	Poland		
CM	Cameroon	KR	Republic of Korea	PT	Portugal		
CN	China	KZ	Kazakistan	RO	Romania		
CU	Cuba	LC	Saint Lucia	RU	Russian Federation		
CZ	Czech Republic	LI	Liechtenstein	SD	Sudan		
DE	Germany	LK	Sri Lanka	SE	Sweden		
DK	Denmark	LR	Liberia	SG	Singapore		
EE	Estonia						

A DATA COMMUNICATION AND ELECTRONIC ARTICLE SURVEILLANCE**TAG****FIELD OF THE INVENTION**

This invention relates to electronic article surveillance and, more particularly, to multifunction electronic article surveillance tags.

BACKGROUND OF THE INVENTION

5 Electronic article surveillance (EAS) systems have employed either reusable EAS tags or disposable EAS tags to monitor articles to prevent shoplifting and unauthorized removal of articles from store. The reusable EAS tags are normally removed from the articles before the customer exits the store. The disposable tags are generally attached to the packaging by adhesive or are disposed inside the packaging. These tags remain with
10 the articles and must be deactivated before they are removed from the store by the customer. Deactivation devices use coils which are energized to generate a magnetic field of sufficient magnitude to render the EAS tag inactive. The deactivated tags are no longer responsive to the incident energy of the EAS system so that an alarm is not triggered.

In one type of deactivation system the checkout clerk passes the articles one at a time over a deactivation device to deactivate the tags and then places the articles into a shopping bag or other bulk container. This system employs one coil disposed horizontally within a housing. The clerk moves the tagged articles across the horizontal top surface of the housing such that the tag is disposed generally coplanar with the coil.

Another deactivation system utilizes a housing having a cavity with three sets of two coils each disposed around the cavity in respective x, y, and z axis planes, such that there is a coil located in a plane parallel to each side of the cavity and two coils disposed around the cavity with one being near the top and the other being near the bottom of the cavity. The checkout clerk places a bag or bulk container into the cavity and then places the tagged articles into the bag. After all of the articles have been placed into the bag or when the bag is full, the clerk energizes the coils to deactivate all of the EAS tags in the bag. The clerk then lifts the bag out of the cavity. This system provides deactivation of multiple tags at one time and does not require specific orientation of the tags.

Many retail establishments having high volumes find it desirable to expedite and facilitate the checkout process including the gathering of data about the article being purchased and the deactivate of the EAS tags. The data required by many retailers includes article identification, the price of the article, and other information for inventory control. The bar code labels in current use are limited in the amount of data that can be provided, and the checkout clerk can have difficulties getting the proper line of sight between the bar code label and bar code scanner thereby slowing the checkout process.

SUMMARY OF THE INVENTION

In accordance with the present invention there is provided a data communication and electronic article surveillance tag comprising a transponder and an electronic article surveillance tag. In one embodiment the present invention further comprises a first and
5 second cover and the transponder and EAS tag are positioned between these covers. The covers can take various embodiments such as a film or other suitable substrate or may comprise a housing having a cavity in which the transponder and EAS tag is positioned. The antenna of the transponder can also take various embodiments in accordance with the present invention. For example, the antenna can be positioned around the EAS tag or the
10 antenna can be embedded in one of the covers. Still further the antenna can be positioned on one of the covers by, for example, sputtering technology, metal traces or conductive ink.

In a further aspect of the invention the transponder comprises a memory that contains data about the article with which the integrated tag will be associated by
15 attachment or positioning inside the package of the article. The data can include identification of the article and pricing of the article as well as other information to assist in the point of sale transaction, and inventory control. In addition, integrated tag can receive information such as the date and place of sale, the sales price, and manufacturer for authenticity of the article.

20 The multifunction tag of the present invention provides EAS protection as well as information necessary for the point of sale transaction to provide a complete solution to

expedite retail checkout. High frequency radio frequency identification (RFID) tags are easily shielded or detuned by proximity to various materials and the human body, and RFID tags having small coil geometry do not provide the wide exit EAS coverage that retailers desire. However, the RFID tags are well suited to providing data about the
5 article to which they are attached and are well suited to an expedited gathering of that data at the point of sale. An EAS tag integrated with the RFID tag provides the security needed by the retail environment.

Other objectives, advantages, and applications of the present invention will be made apparent by the following detailed description of the preferred embodiment of the
10 invention.

DESCRIPTION OF THE DRAWINGS

Fig. 1 is an isometric view of one embodiment of the data and EAS tag of the present invention.

Fig. 2 is an isometric view of an alternative embodiment of the present invention.

15 Fig. 3 is an plan view of an alternative embodiment of the present invention.

Fig. 4 is an plan view of an alternative embodiment of the present invention.

Fig. 5 is an plan view of an alternative embodiment of the present invention.

DETAILED DESCRIPTION OF PREFERRED EMBODIMENTS

Referring to Fig. 1, a multifunction tag 10 according to one embodiment of the present invention is shown. A bottom cover 12, such as a substrate or film, has an upper surface 14 on which EAS tag 16 is positioned. Preferably EAS tag 16 is a
5 magnetoacoustic EAS tag sold by the assignee of this application under the brand name "ULTRA•MAX®", such EAS tags are used widely for theft deterrence. However, it should be understood that other types of EAS tags can also be used such as, for example, magnetic, magnetic exhibiting a Barhausen jump, radio frequency, and microwave. Surface 14 can have an adhesive applied to it to hold EAS tag 16 in place during
10 assembly. Alternatively, EAS tag could have adhesive applied to it so that it remains in place on surface 14 during assembly. Cover 12 can also have an adhesive applied to its other surface for attachment to an article or the packaging for the article. A transponder 18 comprising an RFID chip 20, which can also be an RFID circuit, and an antenna 22 attached to RFID chip 20 are positioned on surface 14 such that antenna 22 is located
15 around EAS tag 16. RFID chip 20 contains logic and memory as is known in the art, and the memory can contain data about the article to which it will be attached. This data can include identification of the article, the price of the article, and inventory control information. A cover 24, such as a film or mylar, covers EAS tag 16 and transponder 18. The surface of cover 24 which contacts surface 14, EAS tag 16, and transponder 18 can
20 also have an adhesive to assist in bonding the parts together.

An isometric view of an alternative embodiment of the present invention is illustrated in Fig. 2. In this embodiment cover 12 is a housing that has a cavity 26 that is sized to accommodate EAS tag 16 and transponder 18 and that is covered by cover 24 so that it is sealed.

5 Fig. 3. is a plan view of an another alternative embodiment of the present invention. In this embodiment cover 12 is a housing that has a cavity 28 that is sized to accommodate transponder 18 and a cavity 30 that is sized to accommodate EAS tag 16.

Fig. 4 illustrates a further alternative embodiment in which antenna 22 is imbedded in cover 24. Antenna 22 is then connected to RFID chip 20 during assembly.
10 Antenna 22 is shown as a single loop; however, it can comprise multiple loops.

Fig. 5. illustrates still another embodiment in which antenna 22 is located on the surface of cover 24 such as by, for example, sputtering technology, metal traces or conductive ink. Antenna 22 is shown as a single loop; however, it can comprise multiple loops.

15 It is to be understood that variations and modifications of the present invention can be made without departing from the scope of the invention. It is also to be understood that the scope of the invention is not to be interpreted as limited to the specific embodiments disclosed herein, but only in accordance with the appended claims when read in light of the foregoing disclosure.

CLAIMS

What is claimed is:

1. A data communication and electronic article surveillance tag, said tag comprising: a transponder and an electronic article surveillance tag.
- 5 2. A data communication and electronic article surveillance tag as recited in claim 1, further comprising a first cover and a second cover and said transponder and said electronic article surveillance tag are positioned between said first and second covers.
3. A data communication and electronic article surveillance tag as recited in claim 2, wherein said first cover comprises a housing having a cavity and said transponder and
10 said electronic article surveillance tag are positioned in said cavity.
4. A data communication and electronic article surveillance tag as recited in claim 3, wherein said second cover covers said cavity.
5. A data communication and electronic article surveillance tag as recited in claim 1, wherein said transponder comprises an antenna positioned around said electronic
15 article surveillance tag.
6. A data communication and electronic article surveillance tag as recited in claim 4, wherein said transponder comprises an antenna positioned around said electronic article surveillance tag.
7. A data communication and electronic article surveillance tag as recited in claim
20 2, wherein at least one of said first and second covers has an adhesive surface for attaching said tag to an article.

8. A data communication and electronic article surveillance tag as recited in claim 1, wherein said transponder comprises a memory.

9. A data communication and electronic article surveillance tag as recited in claim 8, wherein said memory contains data about an article.

5 10. A data communication and electronic article surveillance tag as recited in claim 9, wherein said data comprises information about the pricing of an article.

11 A data communication and electronic article surveillance tag as recited in claim 2, wherein said transponder comprises a memory containing data about an article.

10 12. A data communication and electronic article surveillance tag as recited in claim 4, wherein said transponder comprises a memory containing data about an article.

13. A data communication and electronic article surveillance tag as recited in claim 11, wherein said data comprises information about the pricing of an article.

14. A data communication and electronic article surveillance tag as recited in claim 12, wherein said data comprises information about the pricing of an article.

15 15. A data communication and electronic article surveillance tag as recited in claim 2, wherein said transponder comprises an antenna imbedded in one of said first and second covers.

16. A data communication and electronic article surveillance tag as recited in claim 2, wherein said transponder comprises an antenna on one of said first and second
20 covers.

17. A data communication and electronic article surveillance tag as recited in claim 2, wherein said first cover comprises a housing having a first cavity and a second cavity and said transponder is positioned in said first cavity and said EAS tag is positioned in said second cavity.

5 18. A data communication and electronic article surveillance tag as recited in claim 17, wherein said second cover covers said first and second cavities.

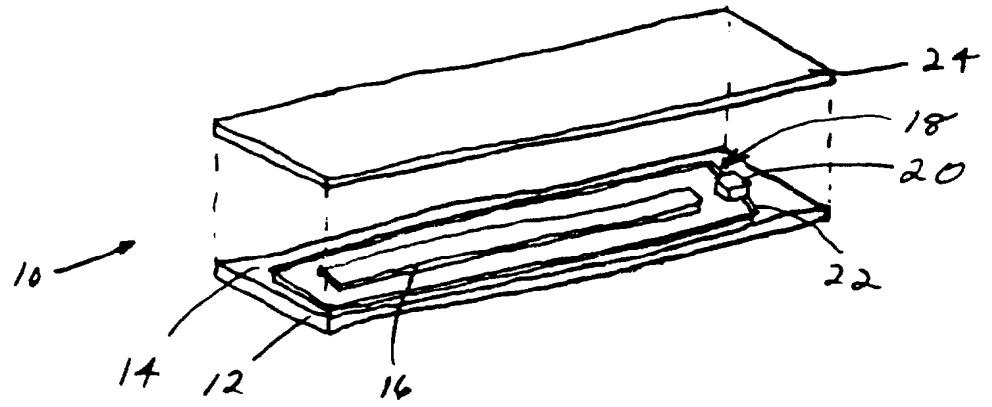


Fig. 1

2/3

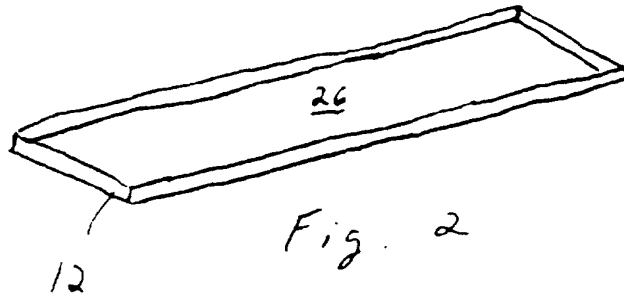


Fig. 2

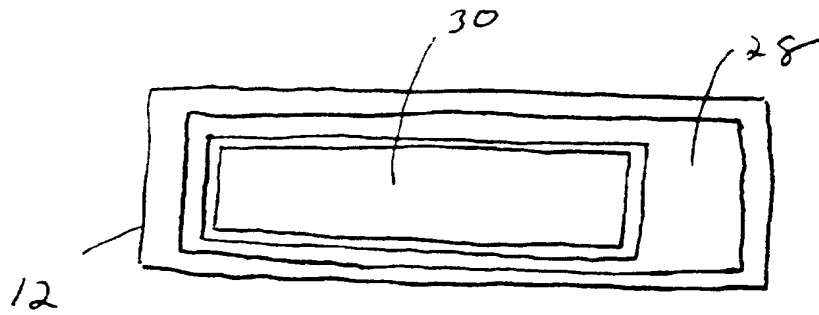


Fig 3

3/3

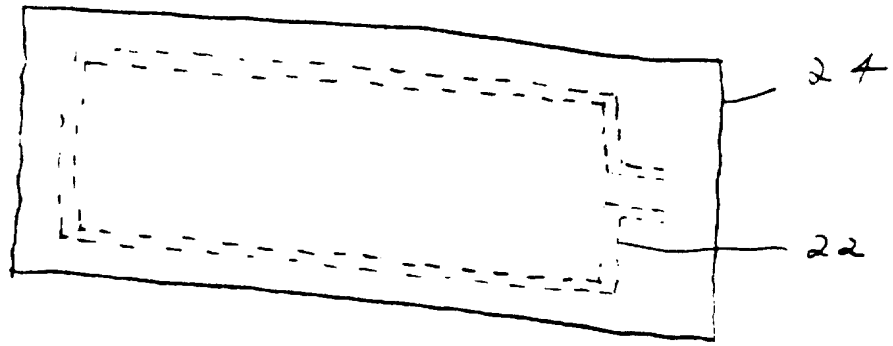


Fig. 4

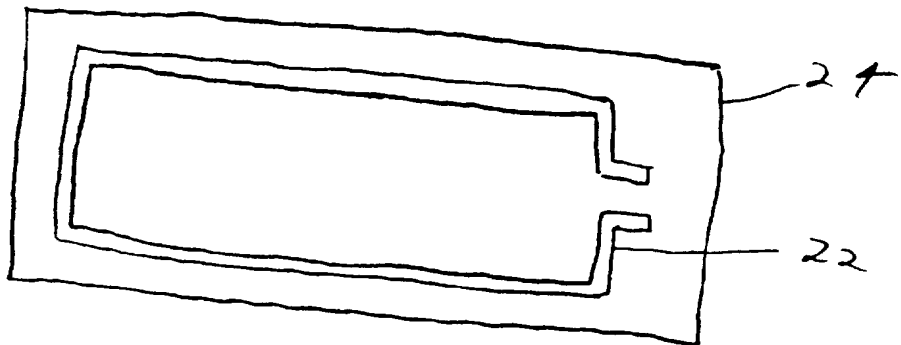


Fig. 5

INTERNATIONAL SEARCH REPORT

International application No.
PCT/US97/17571

A. CLASSIFICATION OF SUBJECT MATTER		
IPC(6) :G08B 13/181 US CL :340/551, 572 According to International Patent Classification (IPC) or to both national classification and IPC		
B. FIELDS SEARCHED		
Minimum documentation searched (classification system followed by classification symbols) U.S. : 340/551, 572		
Documentation searched other than minimum documentation to the extent that such documents are included in the fields searched NONE		
Electronic data base consulted during the international search (name of data base and, where practicable, search terms used) NONE		
C. DOCUMENTS CONSIDERED TO BE RELEVANT		
Category*	Citation of document, with indication, where appropriate, of the relevant passages	Relevant to claim No.
X,P ----- Y,P	US 5,589,820 A (ROBINSON ET AL.) 31 December 1996, column 2, lines 18-48 and Figure 1.	1, 8-10 ----- 2-4, 7, 11-14, 17-18
Y,P	US 5,602,527 A (SUENAGA) 11 February 1997, Figure 3.	2-4, 7, 11-14, 17-18
<input type="checkbox"/> Further documents are listed in the continuation of Box C. <input type="checkbox"/> See patent family annex.		
* Special categories of cited documents:	*T*	later document published after the international filing date or priority date and not in conflict with the application but cited to understand the principle or theory underlying the invention
A document defining the general state of the art which is not considered to be of particular relevance	*X*	document of particular relevance; the claimed invention cannot be considered novel or cannot be considered to involve an inventive step when the document is taken alone
E earlier document published on or after the international filing date	*Y*	document of particular relevance; the claimed invention cannot be considered to involve an inventive step when the document is combined with one or more other such documents, such combination being obvious to a person skilled in the art
L document which may throw doubts on priority claim(s) or which is cited to establish the publication date of another citation or other special reason (as specified)	*A*	document member of the same patent family
O document referring to an oral disclosure, use, exhibition or other means		
P document published prior to the international filing date but later than the priority date claimed		
Date of the actual completion of the international search 24 NOVEMBER 1997	Date of mailing of the international search report 30 DEC 1997	
Name and mailing address of the ISA/US Commissioner of Patents and Trademarks Box PCT Washington, D.C. 20231 Facsimile No. (703) 305-3230	Authorized officer GLEN R. SWANN III <i>Joni Bull</i> Telephone No. (703) 308-4384	